

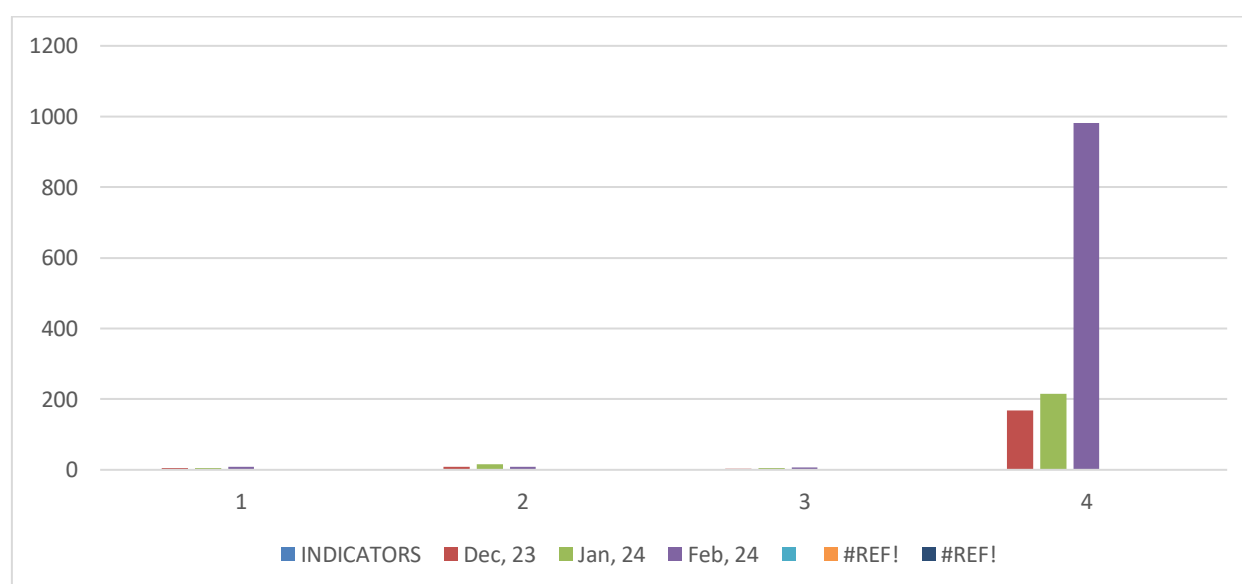
## MIZORAM HEALTHSYSTEM STRENGTHENING PROJECT (MHSSP)



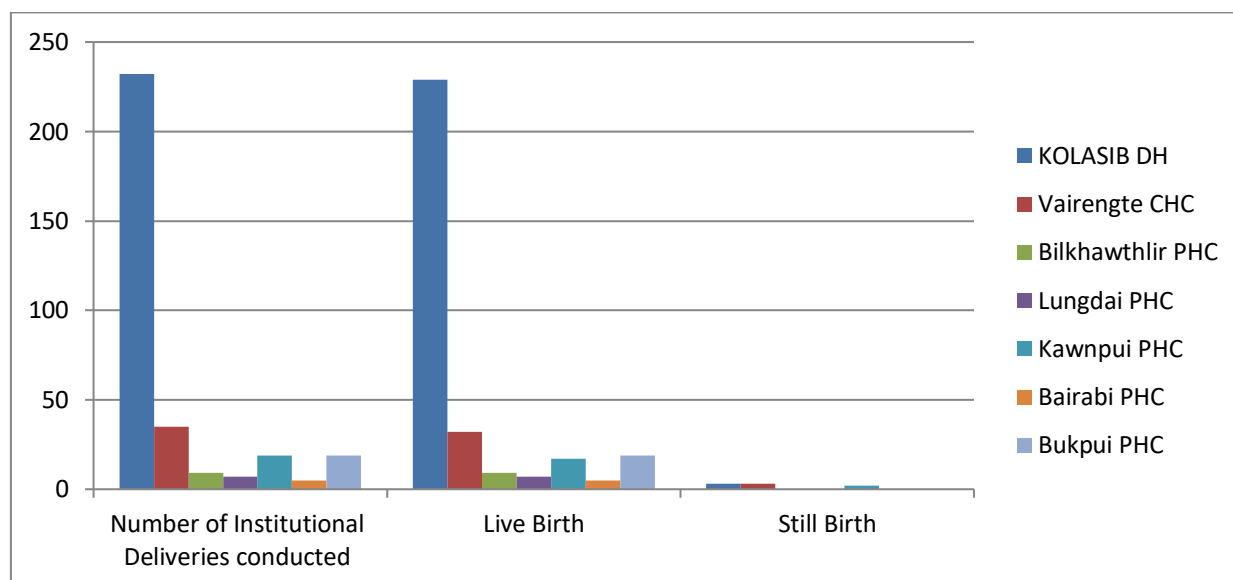
### DATA PROCESSING & ANALYSIS TEAM (DPAT) KOLASIB DISTRICT (December – February 2024)

#### I. FACILITY WISE REPRODUCTIVE AND CHILD HEALTH:

Indicators	Kolasi b MC	Vairen gte MC	Lungda i MC	Bilkhaw thlir MC	Kawnp ui MC	Baira bi MC	Bukpu i MC
NEW PW registered for ANC	160	75	25	44	71	41	21
NEW ANC registered, within 1st trimester	134	53	24	39	54	28	16
Td1 + Td Booster	161	78	30	42	64	41	16
PW received 4 or more ANC check ups	92	55	22	36	36	14	13
Home Delivery	6	0	0	0	0	0	1
Institutional Deliveries conducted	1	0	0	9	5	1	1
Total Delivery	7	0	0	9	5	1	2
Live Birth	7	0	0	9	5	1	2
Still Birth	0	0	0	0	0	0	1
Fully Immunized > 1	117	53	19	43	70	16	19
Infant Death	1	0	0	0	3	0	0
Maternal Death	0	0	0	0	0	0	0



Indicators	Kolasi b DH	Vairengte CHC	Lungdai PHC	Bilkhawthlir PHC	Kawnpui PHC	Bairabi PHC	Bukpui PHC
Number of Institutional Deliveries conducted	167	30	3	8	10	24	10
Live Birth	163	30	3	8	10	24	10
Still Birth	4	0	0	0	0	0	0



#### Initiative:

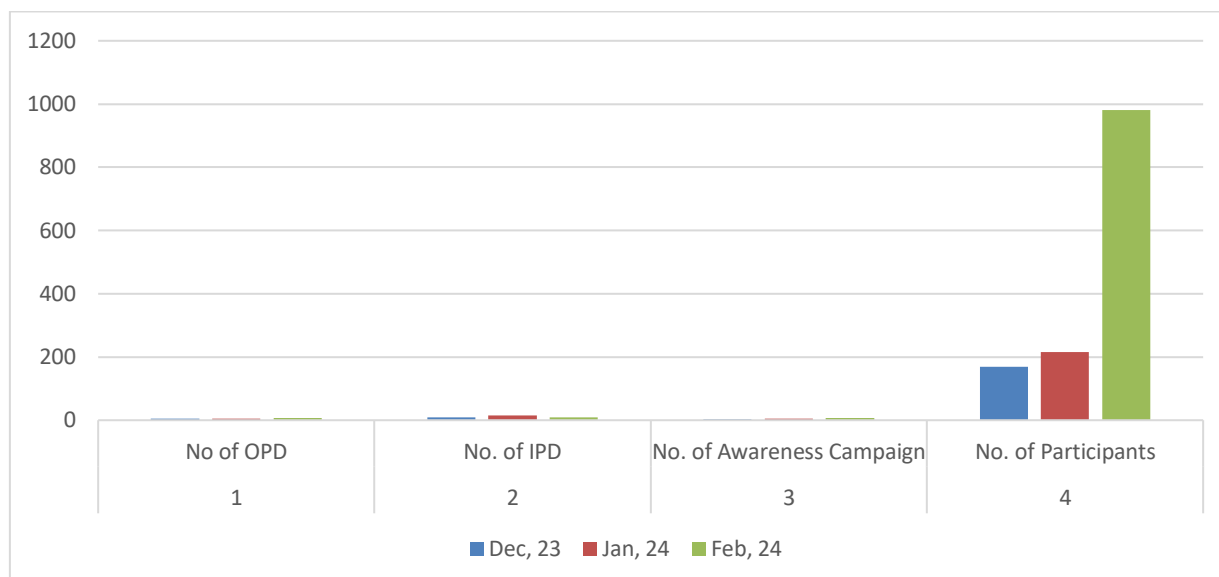
1. To decrease infant mortality rate (IMR), Neurobian was indented from State and distributed in district. It was observed that Thiamine is effective to decrease infant death.

#### Challenge:

1. Accucheck supply is Active, but the strips supplied are Instant. The facilities using Active needs to procure Instant Accucheck. This will be implemented at IPA Action Plan for Y2Q2.
2. Tablets required for HWCs for online reporting.
3. Home Delivery is still high in Buhchangphai.

#### II. DISTRICT MENTAL HEALTH PROGRAMME:

SL No	INDICATORS	Dec, 23	Jan, 24	Feb, 24	Total
1	No of OPD	5	5	8	18
2	No. of IPD	9	15	9	33
3	No. of Awareness Campaign	3	5	6	14
4	No. of Participants	168	216	981	1365



Initiative:

1. Awareness done at Schools, Colleges, Sunday Schools and Jails.
2. Awareness on Telemanas initiated.

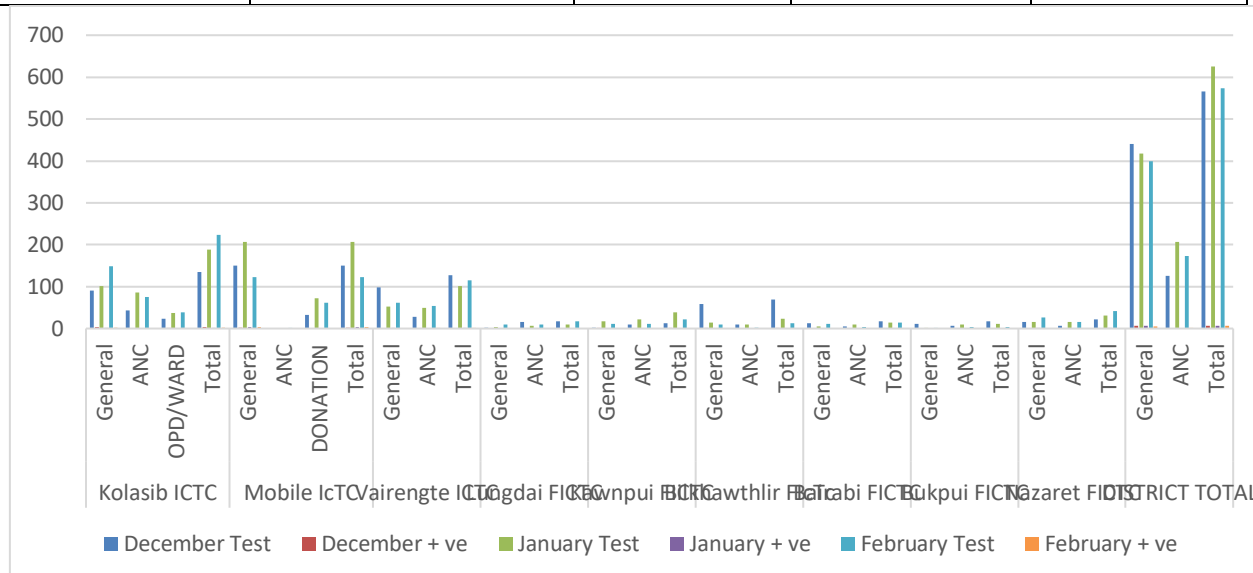
Challenge: Referral from other programmes less.

Plan: To start referral from ART & DAPCU for patients who needs counselling.

### III. DISTRICT HIV/AIDS PROGRAMME CONTROL UNIT :

Name of Centre	Indicators	Dec, 23		Jan, 24		Feb, 24	
		Test	+ ve	Test	+ ve	Test	+ ve
Kolasib ICTC	General	91	3	102	1	149	2
	ANC	44	0	86	0	75	0
	OPD/WARD	23	1	37	0	38	0
	<b>Total</b>	<b>135</b>	<b>3</b>	<b>188</b>	<b>1</b>	<b>224</b>	<b>2</b>
Mobile IcTC	General	150	2	207	4	122	3
	ANC	0	0	0	0	1	0
	DONATION	33	0	72	0	61	0
	<b>Total</b>	<b>150</b>	<b>2</b>	<b>207</b>	<b>4</b>	<b>123</b>	<b>3</b>
Vairengte ICTC	General	99	0	52	1	61	0
	ANC	28	0	50	0	54	1
	<b>Total</b>	<b>127</b>	<b>0</b>	<b>102</b>	<b>1</b>	<b>115</b>	<b>1</b>
Lungdai FICTC	General	2	0	4	0	9	0
	ANC	16	0	6	0	9	0
	<b>Total</b>	<b>18</b>	<b>0</b>	<b>10</b>	<b>0</b>	<b>18</b>	<b>0</b>
Kawnpui FICTC	General	2	1	17	0	11	0
	ANC	10	0	22	0	11	0
	<b>Total</b>	<b>12</b>	<b>1</b>	<b>39</b>	<b>0</b>	<b>22</b>	<b>0</b>
Bilkhawthlir FicTc	General	59	1	14	0	10	0
	ANC	10	0	9	0	2	0
	<b>Total</b>	<b>69</b>	<b>1</b>	<b>23</b>	<b>0</b>	<b>12</b>	<b>0</b>
Bairabi FICTC	General	13	0	5	0	11	0
	ANC	5	0	9	0	3	0
	<b>Total</b>	<b>18</b>	<b>0</b>	<b>14</b>	<b>0</b>	<b>14</b>	<b>0</b>
Bukpui FICTC	General	11	0	1	0	1	0
	ANC	6	0	10	0	3	0
	<b>Total</b>	<b>17</b>	<b>0</b>	<b>11</b>	<b>0</b>	<b>4</b>	<b>0</b>
Nazaret FICTC	General	15	0	16	1	26	0

	ANC	7	0	15	0	15	0
	<b>Total</b>	<b>22</b>	<b>0</b>	<b>31</b>	<b>1</b>	<b>41</b>	<b>0</b>
<b>DISTRICT TOTAL</b>	General	440	7	418	6	400	5
	ANC	126	0	207	0	173	1
	<b>Total</b>	<b>566</b>	<b>7</b>	<b>625</b>	<b>6</b>	<b>573</b>	<b>6</b>
	Positive Percentage from General & ANC test.	1.23 %		0.96 %		1.04 %	



**Hmalakna tur leh tuldangte:**

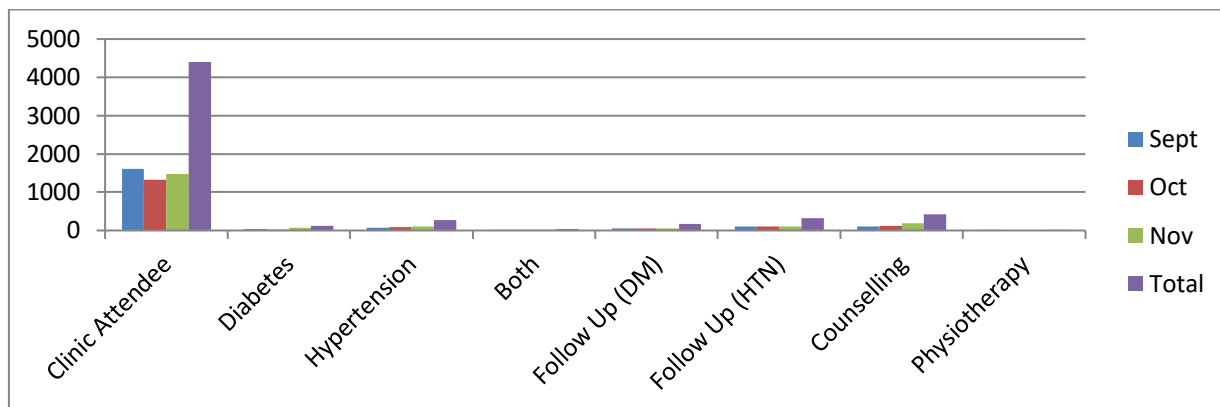
- **Thla kalta thla 3 aia test tlemna hi general bikah 173 a ni a, ANC ah test a tlemna hi 16 a ni**
- **Thla kalta thla 3 chung aiin general positive 10 in kan tlahniam a ANC pawh 2 in kan tlahniam bawk.**
- **Testing Centre zawg zawngah test a tlahniam a, talak thar a ngai hle a ni.**
- **OPD leh Donation hi total ah chhiar tel a nilo, a fiah nan rawn th tel mai a ni.**

**Challenge: Ward atanga referral tlem.**

**Plan: Order chhuah a, CHC/PHC atanga referral rawn kal tam tir tur a SMO leh MO te hriattir.**

**IV. National Program for Prevention and Control of Cancer, Diabetes, CVD and Stroke NPCDCS CLINIC REPORT:**

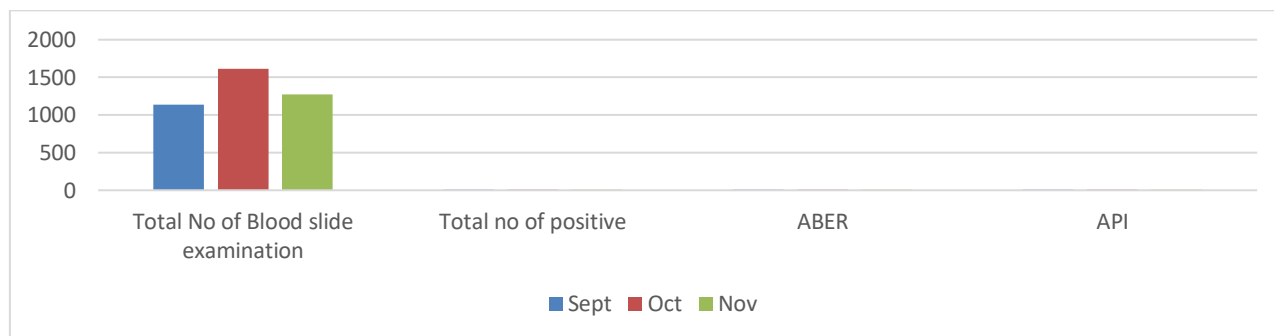
SL No	INDICATORS	Dec, 24	Jan, 24	Feb, 24	Total
1	Clinic Attendee	1603	1321	1474	4398
2	Diabetes	30	26	65	121
3	Hypertension	75	93	100	268
4	Both	5	9	17	31
5	Follow Up (DM)	56	55	54	165
6	Follow Up (HTN)	107	111	99	317
7	Counselling	110	128	182	420
8	Physiotherapy	7	0	0	7



Initiative: Great improvement in number of screening. Also, 100 days cancer screening to be started as soon as materials are ready.

#### V. National Vector Borne Disease Control Programme NVBDCP :

SL No	INDICATORS	Sept	Oct	Nov
1	Total No of Blood slide examination	1134	1615	1275
2	Total no of positive	1	1	1
3	ABER	1.20	1.73	1.36
4	API	0.01	0.01	0.01



#### Issues & Challenges :

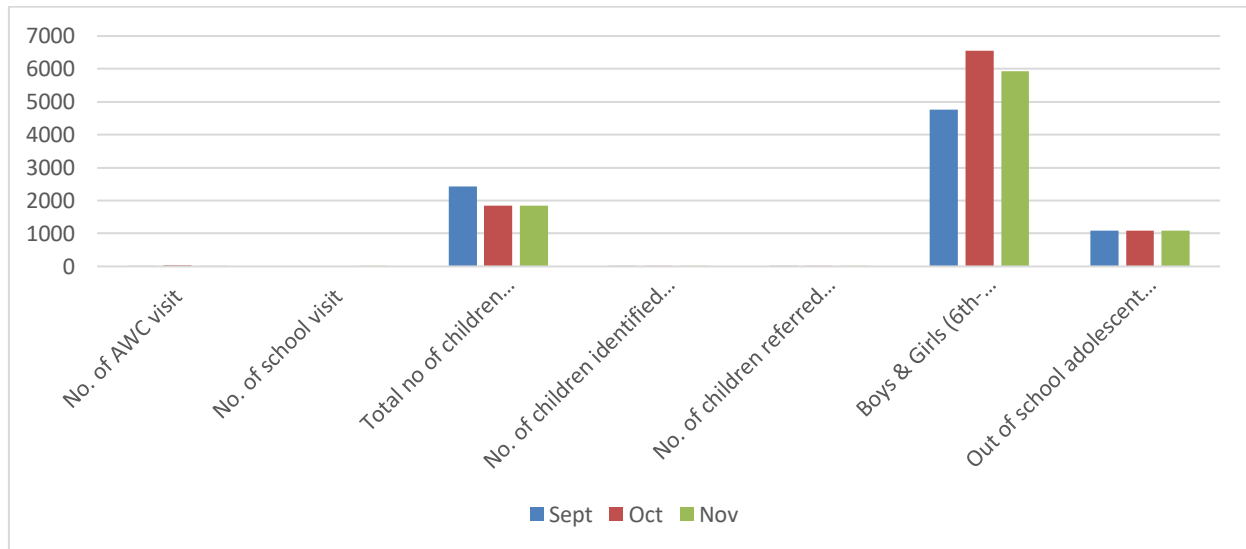
- Malaria positive cases shown above were from Kolasib District Hospital , Kawnpui PHC and Lungdai villages.
- Case investigation done for malaria positive patients.
- Follow up actions were taken by conducting active case search from neighbouring houses of positive patients.

Plan: To include Dengue report from next meeting.

#### VI. Rashtriya Bal Swasthya Karyakram (RBSK) :

SL No	INDICATORS	Sept	Oct	Nov
1	No. of AWC visit	24	28	24
2	No. of school visit	0	0	7
3	Total no of children screened	2431	1844	1852
4	No. of children identified with selected health conditions	6	11	19

5	No. of children referred to PHC/CHC/DEIC/others	1	10	10
6	Boys & Girls (6 <sup>th</sup> -12 <sup>th</sup> class) provided 4 IFA tablets in school	4772	6546	5939
7	Out of school adolescent girls (10-19 yrs) provided 4 IFA tablets in AWC	1083	1083	1083



#### Analysis:

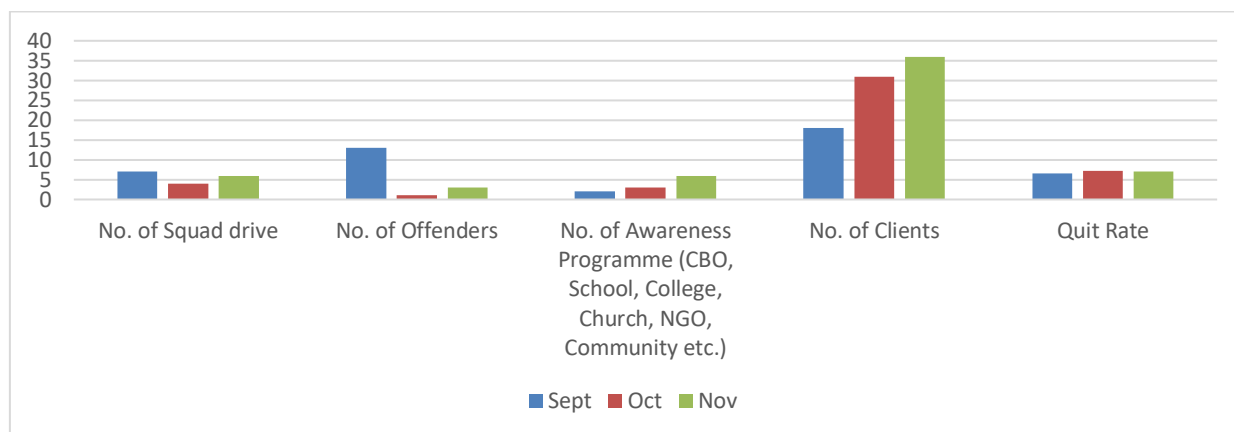
- Most of the referred children does not seek for medical assistance at the PHC, CHC or DH as the team could only screened the targeted population during their visit.
- IFA were distributed at the Education Department while reports were not received regularly.

**Initiative:** For Patients with eye problems, there is glass provision from NPCB&VI (Blindness)

**Challenge:** Referred patients cannot visit higher centres as transportation cost is not provided.

#### VII. NATIONAL TOBACCO CONTROL PROGRAMME :

SL No	INDICATORS	Sept	Oct	Nov
1	No. of Squad drive	7	4	6
2	No. of Offenders	13	1	3
3	No. of Awareness Programme (CBO, School, College, Church, NGO, Community etc.)	2	3	6
4	No. of Clients	18	31	36
5	Quit Rate	6.52	7.22	6.98



#### **Analysis :**

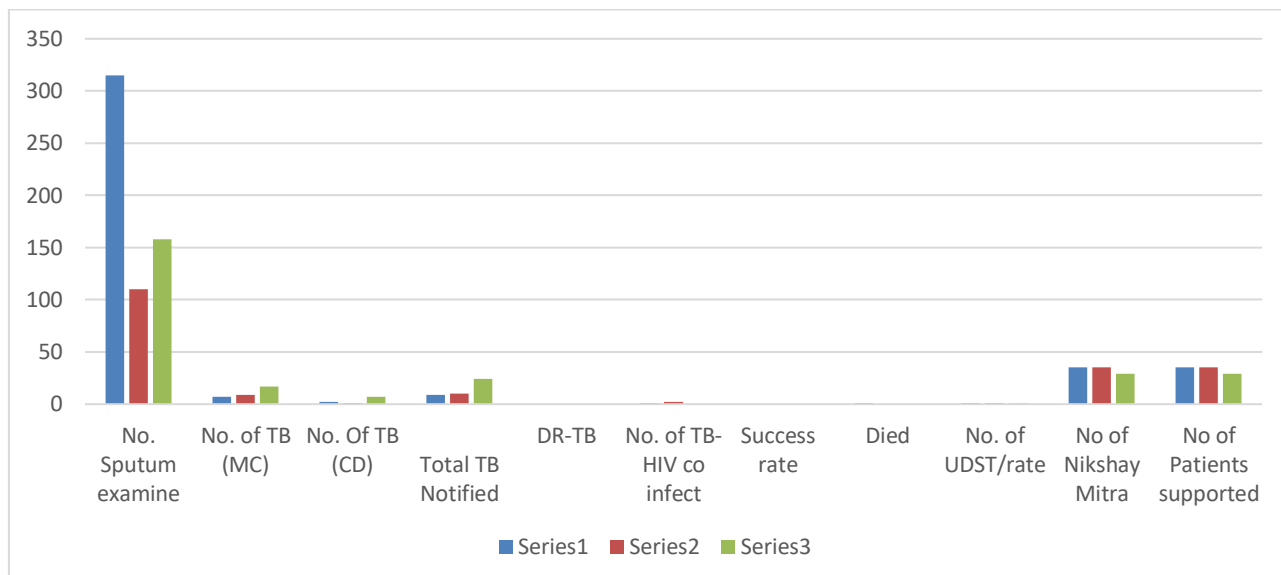
- Highest No. of Squad drive and Anti-Tobacco Awareness Programme was achieved in the month of November.
- No. of Awareness Programme has increased. Awareness were done in Schools, Churches and Colleges.
- No. of counselling sessions (via. phone calls, SMS and Clinic) - 246.

Challenge: There is no Carbon Monoxide monitor for Tobacco Cell.

Plan: District consultant will enquire availability of CO2 monitor and confirm prices, which will be included in IPA Quarter Action Plan.

#### **VIII. NATIONAL TUBERCULOSIS ELIMINATION PROGRAMME :**

SL No	INDICATORS	Sept	Oct	Nov
1	No. Sputum examine	315	110	158
2	No. of TB (MC)	7	9	17
3	No. Of TB (CD)	2	1	7
	<b>Total TB Notified</b>	<b>9</b>	<b>10</b>	<b>24</b>
4	DR-TB	0	0	0
5	No. of TB-HIV co infect	1	2	0
6	Success rate			
	Died	1	0	0
7	No. of UDST/rate	77.7%	90%	70.8%
8	No of Nikshay Mitra	35	35	29
9	No of Patients supported	35	35	29



**Analysis Report:**

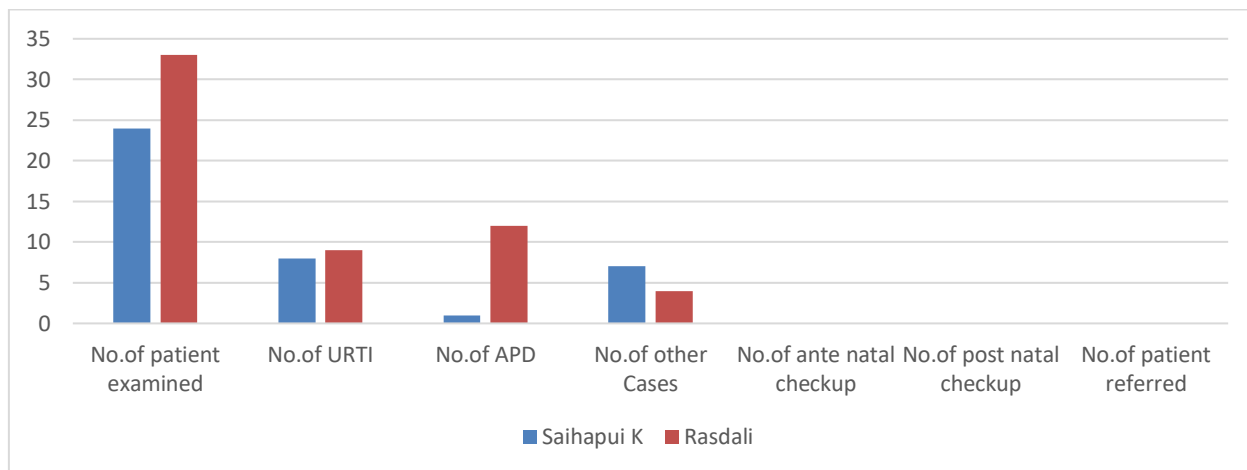
- Sputum examination decreases from December 2023 to January and February 2024 because Presumptive test requirement was pushed during December 2023.
- Patient increases – test increases.
- Patients died due to Chronic Obstructive Pulmonary Disease (COPD).
- UDST cannot be 100% because some EP sample cannot be collected.
- There are 13 TB free village under Kolasib District.

**IX. MOBILE MEDICAL UNIT (MMU) :**

*For December 2023:*

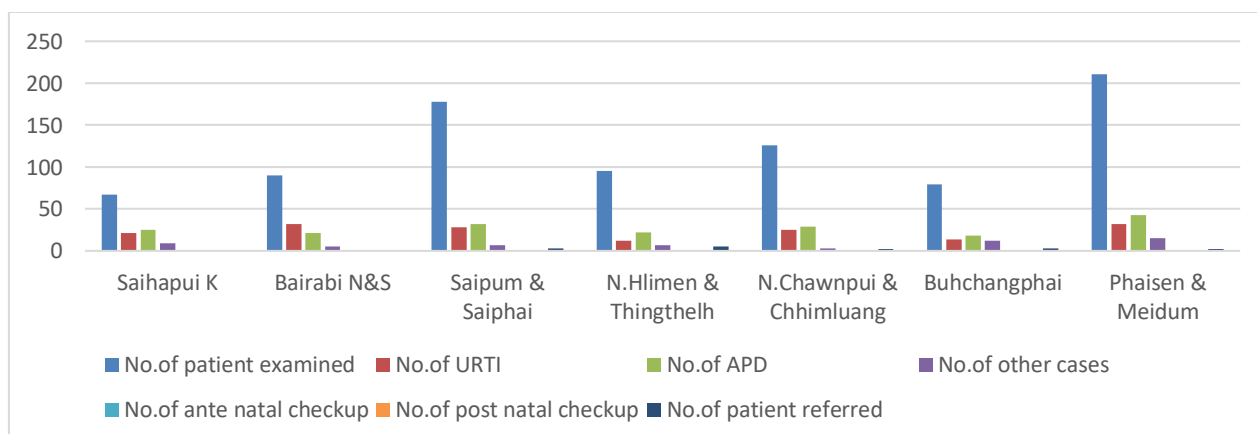
Sl.no	INDICATORS	Saihapui K	Rasdali
1	No.of patient examined	24	33
2	No.of URTI	8	9
3	No.of APD	1	12
4	No.of other Cases	7	4
5	No.of ante natal checkup		
6	No.of post natal checkup		
7	No.of patient referred		





**For January 2024:**

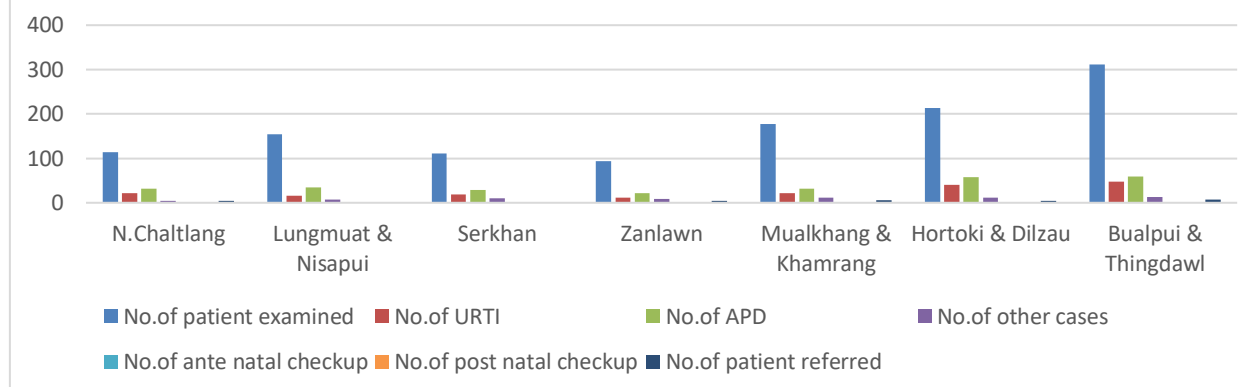
Sl. no	Indicators	Saihapui K	Bairabi N&S	Saipum & Saiphai	N.Hlimen & Thingthelh	N.Chawnpui & Chhimluang	Buhchangphai	Phaisen & Meidum
1	No. of patient examined	67	90	178	95	126	79	211
2	No. of URTI	21	32	28	12	25	14	32
3	No. of APD	25	21	32	22	29	18	43
4	No. of other cases	9	5	7	7	3	12	15
5	No. of ante natal checkup							
6	No. of post natal checkup	1						
7	No. of patient referred	1	1	3	5	2	3	2



**For February 2024:**

Sl. no	Indicators	N.Chaltlang	Lungmuat & Nisapui	Serkhan	Zanlawn	Mualkhang & Khamrang	Hortoki & Dilzau	Bualpui & Thingdawl
1	No. of patient examined	114	154	111	94	178	214	312
2	No. of URTI	21	16	19	11	21	41	48
3	No. of APD	32	35	29	21	32	58	59
4	No. of other	5	7	10	8	12	11	13

	cases							
5	No.of ante natal checkup							
6	No.of post natal checkup							
7	No.of patient referred	4	2	1	5	6	5	7



## X. INTEGRATED DISEASES SURVEILLANCE PROGRAMME (IHIP) :

SL No	INDICATORS	REPORT %		
		Dec. 2023	Jan 2024	Feb. 2024
1	FORM S (sub centre report)	89.07%	93.68%	97.54%
2	FORM P (PHC/CHC/DH report)	87.88%	96%	96.5%
3	FORM L (Lab. report)	81.50.0%	88.33%	95.25%

### I.IDSP (IHIP) form P:

SL No	INDICATORS	REPORT		
		Dec 2023	Jan 2024	Feb 2024
<b>1</b>	<b>District Hospital</b>			
	Only fever < 7 days	28	46	66
	Typhoid	4	6	8
	Acute diarrhoeal diseases	7	36	32
	Dengue	4	4	122
			5	4
<b>2</b>	<b>Vairengte CHC</b>			
	Only fever < 7 days	7	15	31
	Only fever >= 7 days			
<b>3</b>	<b>Bilkhawthlir PHC</b>			
	Only fever < 7 days	27	53	23
	Typhoid	11	10	1
	Acute diarrhoeal	4	14	2
	ARI		22	122
	Malaria			19
	Scrub typhus		4	1
	typhoid		26	68
<b>4</b>	<b>Lungdai PHC</b>			
	Only fever < 7 days	61	50	63
	Only fever >= 7 days	19		

	Scrub typhus	9	10	
	Typhoid	12	1	
<b>5</b>	<b>Bairabi PHC</b>			
	Only fever < 7 days	20	15	17
	ARI	23		25
	Acute diarrhoeal disease	5	6	11
	Scrub typhus			
<b>6</b>	<b>Kawnpui PHC</b>			
	scrub typhus	33	83	100
	Typhoid	6		19
	Dengue	3	8	7
	Others			
<b>7</b>	<b>Bukpui PHC</b>			
	Only fever < 7 days		38	49
	Only fever > 7 days			
	Scrub typhus			
	Typhoid			

### I. IDSP (IHIP)form S : Total no. Of Most common Disease/cases

Sl.No.	Only fever < 7 days	December,2023	January,2024	February,2024
1	Only fever < 7 days	107	106	152
	Cough < 2 weeks without fever	91	156	179
3	Only fever >= 7 days	55	61	52
4	Cough with fever < 2 weeks	107	28	33
5	Cough without fever < 2 weeks	124	50	119
6	Loose watery stool without blood < 2 weeks	21	37	38

### I.IDSP (IHIP)form L: Total no. Of Most common Disease/cases

Sl.No.	Disease	December,2023		January,2024		February,2024	
		No. Of tested	No of positive	No. Of tested	No of positive	No. Of tested	No of positive
1.	Scrub typhus	120	28	179	58	204	50
2	Typhoid	126	24	158	16	157	26
	Dengue	42	5	33	0	33	1

SL No	Top 3 facilities during dec,23 – Feb, 24(P form)	Bottom 3 facilities during dec,23 – Feb, 24(P form)		
	Name of facility	Score %	Name	Score%
	Bilkhawthlir PHC	98.72	Kawnpui CHC	61.8
	Lungdai PHC	97.44	Bukpui PHC	76.16
	Nazaret Nursing Home	96.16	Vairengte chc	77.31

SL	Top 3 facilities during dec,23 – Feb, 24(S form)	Bottom 3 facilities during dec,23 –
----	--	-------------------------------------

No		Feb, 24(S form)		
	Name of facility	Score %	Name	Score%
	bilkhawthlir SC	99.23	N.hlimen Sc	61.41
	N.chaltlang SC	99.23	Lungmuat Sc	62.82
	Vairengte SC	97.69	Bualpui Sc	64.62

SL No	Top 3 facilities during dec,23 – Feb, 24(L form)		Bottom 3 facilities during dec,23 – Feb, 24(L form)	
	Name of facility	Score %	Name	Score%
	Lungdai PHC	99.23	Bilkhawthlir PHC	69.1
	Nazareth Nursing Scholl	88.47	Kolasib DH	76.29
	pBairabi PHC	78.46	Vairengte CHC	76.29

**Challenges & issue :-**

1. March 2024 chung hian facility tinte consistency score ah 100% vek tum ani SNO thuchhuak angin
2. April, 2024 chungin report ah Data quality score lamah improvement awm tura hmalak tum a ni bawk

**XI. IMMUNIZATION (IMI 5.0 All Round)**

Ni 5.3.2024 khan Mizoram hmun dang rual in Kolasib District ah naupang kum 5 hnuailam hnenah Zenghri umbo beihpui (Intensified Pulse Polio Immunization (IPPI)) 2024 chu Pu John LT Sanga, Kolasib District Bawrh SAP chuan Bata Kawt, Diakkawn, Kolasib-ah hawngin District Task Force on Immunization (DTFI) Committee member ten telpui in, UNICEF atanga Monitoring & Supervisor Ms. Rebecca chuan he hun hi arawn telpui bawk a ni.

Kolasib District-ah hian hmun 122 (booths) ah Zenghri damdawi hi pek a ni a, zin veivak leh khawlai kal ten an eina tur hmun hnihah; Diakkawn, Opp. Brig C Vankunga shopping mall leh District Hospital area/Casualty/OPD kawt-ah te siam niin, Mobile team pakhat in Thingdawl Polytechnic a raltlante hnenah vaccine hi an pe bawk. Hard to Reach Area/High Risk Area (HRA) hmun 9-ah Sesih, Phaipheng, N. Thinglian, Old Builum, Awrupuara Veng, S. Chhimluang, Rasdali & Dilzau ah te neih a ni a, heng zinga hmun 5 te hi Bru khua (Settled HRA) niin, hmun dang 4 te hi Migratory HRA te an ni. Heng HRA ah hian team ten a remchan dan angin naupang te hnen ah vaccine pek a ni.

Ni 5.3.2024 thlai dar 5:45 thleng a Booth a pek zat chu 7352 niin, HRA ah 307 pek a ni a, Transit ah 71 pek niin, Mobile team ten 14 an pe a ni. Kumin Zenghri umbo beihpui thawh khatnaah hian Kolasib District-ah naupang kum 5 hnuailam 8389 pek tura ruahman (Target) a ni. Booth day a pek zawng zawng zat chu 7744 a ni.

NID/SNID		Intensified Pulse Polio Immunization Programme											Form 9 C			
		Daily District Reporting Format														
		(to be filled by the District Immunization Officer at the end of each day)														
District : Kolasib		Round : 1		Day : 1		Date : 5.3.2024										
Sl. No.	Name of Block	Booth Coverage	House to House Coverage										Total Children vaccinated	Total OPV vial used		
		Total Children vaccinated in booths	Total Houses visited by teams	No. of children vaccinated in houses by teams	No. of children vaccinated outside of houses by teams	No. of 'X' houses generated by teams	No. of 'X' houses converted to 'P'	No. of children vaccinated in 'X' houses	No. of 'X' houses left at the end of the activity	No. of 'P' houses checked by the supervisor	No. of 'P' houses with unvaccinated children detected by supervisor	No. of children vaccinated in P-houses by supervisor			No. of children vaccinated outside of houses by Supervisor	No. of children vaccinated at transit point/mela sides/bazaars
		1		2	3	4					5	6	7	(1+2+3+4+5+6+7)		
1	Kolasib	2627	0	0	0	0	0	0	0	0	0	0	0	85	2627	167
2	Kawnpui	1037	0	0	0	0	0	0	0	0	0	0	0	1037	62	
3	Bukpui	396	0	0	0	0	0	0	0	0	0	0	0	396	29	
4	Bairabi	604	0	0	0	0	0	0	0	0	0	2	0	606	36	
5	Bilkhawthlir	986	0	0	0	0	0	0	0	0	0	0	0	986	63	
6	Vairengte	1187	0	0	0	0	0	0	0	0	0	0	0	1187	78	
7	Lungdai	513	0	0	0	0	0	0	0	0	0	0	0	513	31	
	<b>Total</b>	<b>7350</b>	<b>0</b>	<b>0</b>	<b>0</b>	<b>0</b>	<b>0</b>	<b>0</b>	<b>0</b>	<b>0</b>	<b>0</b>	<b>2</b>	<b>85</b>	<b>7352</b>	<b>466</b>	

House-to-House a kal niin, PHC/CHC block hrang hrang a Booth Team ten an bial in then dan in an kalpui a ni. House visit an neihah hian In 18037 kal chhuak in naupang kum 5 hnuailam zenghri danna ni 5.3.2024 a la pek loh mi 999 an pe leh a, A vai in naupang kum 5 hnuailam 8743 pek an ni tawh a ni.

House to House ah hian naupang vaccine la lote chauh zawng lo in, an area in awm zawng zawng ah naupang vaccine la tur an awm leh awm loh te zawhfhiah a survey neih nghal a ni. Tin, House-to-House tih pah hian District pumpui Population survey neih nghal a ni a Survey format hmangan thawktute hian survey an nei nghal a ni.

NID/SNID

Form 9 C

**Intensified Pulse Polio Immunization Programme**  
**Daily District Reporting Format**

(to be filled by the District Immunization Officer at the end of each day)

District : **Kolasib**

Round : **1**

Day : **2**

Date : **6.3.2024**

Sl. No.	Name of Block	Booth Coverage	House to House Coverage										Total Children vaccinated	Total OPV vials used			
		Total Children vaccinated in booths	Total Houses visited by teams	No. of children vaccinated in houses by teams	No. of children vaccinated outside of houses by teams	No. of 'X' houses generated by teams	No. of 'X' houses converted to 'P'	No. of children vaccinated in 'X' houses	No. of 'X' houses left at the end of the activity	No. of 'P' houses checked by the supervisor	No. of 'P' houses with unvaccinated children detected by supervisor	No. of children vaccinated in P-Houses by supervisor			No. of children vaccinated outside of houses by Supervisor	No. of children vaccinated at transit point/meala sides/bazaars	
		1	2	3	4	5	6	7	8	9	10	11	12	13	(1+2+3+4+5+6+7)		
1	Kolasib	0	7052	374	27	18	0	0	0	0	0	0	0	0	0	401	41
2	Kawnpui	0	2920	156	0	0	0	0	104	0	0	0	8	0	164	15	
3	Bukpui	0	896	19	0	8	0	0	8	47	0	0	0	0	19	6	
4	Bairabi	0	1444	252	9	2	0	0	0	0	0	0	0	0	261	19	
5	Bilkhawthlir	0	2129	95	17	0	0	0	0	0	0	2	0	114	13		
6	Vairengte	0	2154	2	30	31	0	0	31	84	0	0	0	32	3		
7	Lungdai	0	1442	8	0	2	0	0	0	0	0	0	0	8	5		
8	Transit												0	0	0		
	<b>Total</b>	<b>0</b>	<b>18037</b>	<b>906</b>	<b>83</b>	<b>61</b>	<b>0</b>	<b>0</b>	<b>39</b>	<b>235</b>	<b>0</b>	<b>0</b>	<b>10</b>	<b>0</b>	<b>999</b>	<b>102</b>	

Estimated 0-5 yrs	8389	Vials Used	
Vaccinated in Booths + Transit	0	0	
Vaccinated in HRA	0	0	
Vaccinated in House + Outside	999	102	
<b>Grand Total</b>	<b>999</b>	<b>102</b>	

(DR.RK.LALTHLAMUANA)  
Senior Chief Medical Officer  
Kolasib District, Kolasib

Ni 7.3.2024 thleng khan house to house hi neih chhunzawm leh a ni a, naupang 172 hnenah pek leh an ni..

A hnuai a mi hi Kolasib district chhung a CHC/PHC/MC hrang hrang te vaccine pek dan a ni e :

NID/SNID

Form 10

**Intensified Pulse Polio Immunization Programme**  
**Consolidated District Reporting Format**

(to be filled by the District Immunization Officer at the end of the activity and sent to SEPIO)

District: **KOLASIB**

Round: **1st Round**

Day: **1 / 2 / 3**

Date: **2024**

Sl. No.	Day Number	Booth Coverage	House to House Coverage										Total Children vaccinated	Total OPV vials used		
		Total Children vaccinated in booths	Total Houses visited by teams	No. of children vaccinated in houses by teams	No. of children vaccinated outside of houses by teams	No. of 'X' houses generated by teams	No. of 'X' houses converted to 'P'	No. of children vaccinated in 'X' houses	No. of 'X' houses left at the end of the activity	No. of 'P' houses checked by the supervisor	No. of 'P' houses with unvaccinated children detected by supervisor	No. of children vaccinated in P-Houses by supervisor			No. of children vaccinated outside of houses by Supervisor	No. of children vaccinated at transit point/meala sides/bazaars
		1	2	3	4	5	6	7	8	9	10	11	12	13	(1+2+3+4+5+6+7)	
1	Kolasib	2627	7484	384	39	18	5	5	13	0	0	0	0	85	3140	211
2	Kawnpui	1037	2920	156	0	0	0	0	0	104	0	0	8	0	1201	77
3	Bukpui	396	896	19	0	8	0	0	8	47	0	0	0	0	415	35
4	Bairabi	604	1540	254	9	2	0	0	2	3	0	0	2	0	869	56
5	Bilkhawthlir	986	2162	107	17	0	0	0	0	19	0	3	2	0	1115	80
6	Vairengte	1187	2354	67	30	110	79	63	31	84	0	0	0	0	1347	92
7	Lungdai	513	1442	8	0	2	0	0	2	0	0	0	0	0	521	36
	<b>Total</b>	<b>7350</b>	<b>18798</b>	<b>995</b>	<b>95</b>	<b>140</b>	<b>84</b>	<b>68</b>	<b>56</b>	<b>257</b>	<b>0</b>	<b>3</b>	<b>12</b>	<b>85</b>	<b>8608</b>	<b>587</b>

Estimated 0-5 yrs	8389	%	
Total Vaccinated children 0 - 5 Yrs	8608	103	
Vaccinated in HRA & Transit	392	4.55	
<b>Grand Total Vaccinated (0-5) yrs in Kolasib Dist.</b>	<b>9000</b>	<b>107</b>	

(DR.RK.LALTHLAMUANA)  
Senior Chief Medical Officer  
Kolasib Distirt, Kolasib

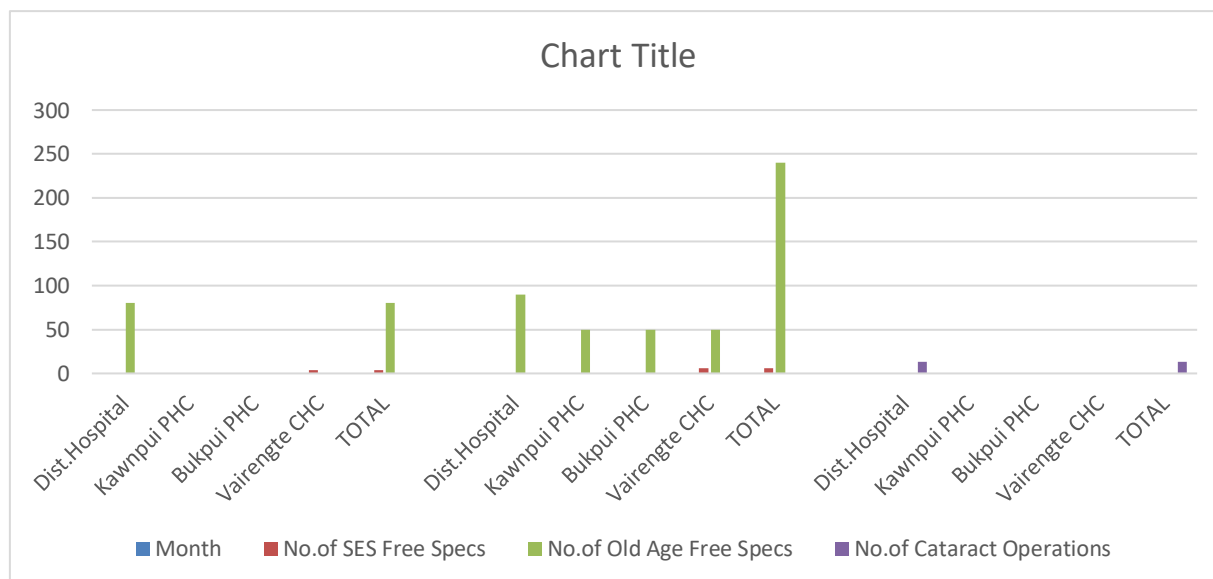
\* Diptheria : NIL

\* Pertusis : NIL

Plan: OPV 1-3 inthlau te enfiah a ni a, Circular chhuah a reporting facilities te dik tak a titur a hriattir ni se.

## XII. NATIONAL PROGRAMME FOR CONTROL OF BLINDNESS (NPCB) :

Facility	Month	No.of SES Free Specs	No.of Old Age Free Specs	No.of Cataract Operations
Dist.Hospital	<b>Dec</b>	0	80	0
Kawnpui PHC		0	0	0
Bukpui PHC		0	0	0
Vairengte CHC		4	0	0
<b>TOTAL</b>		4	80	0
Dist.Hospital	<b>Jan</b>	0	90	0
Kawnpui PHC		0	50	0
Bukpui PHC		0	50	0
Vairengte CHC		6	50	0
<b>TOTAL</b>		6	240	0
Dist.Hospital	<b>Feb</b>	0	0	13
Kawnpui PHC		0	0	0
Bukpui PHC		0	0	0
Vairengte CHC		0	0	0
<b>TOTAL</b>		0	0	13
<b>Grand TOTAL</b>		<b>10</b>	<b>320</b>	<b>13</b>



Issues: Eye surgeon to go for training, only after that surgery will be possible.

### XIII. GRIEVANCE REDRESSAL: January 2024 – March 2024

#### *GRIEVANCE REDRESSAL STATISTICS UNDER KOLASIB DISTRICT*

<b>Name of Facility</b>	<b>GRIEVANCE RECEIVED</b>	<b>GRIEVANCE ADDRESSED</b>
KAWNPUI PHC	0	0
BAIRABI PHC	0	0
BUKPUI PHC	0	3
LUNGDAI PHC	0	0
BILKHAWTHLIR PHC	0	0
VAIRENGTE CHC	0	0
KOLASIB MAIN CENTRE	0	0
CMO OFFICE PROGRAMMES	0	0

Prepared by,



(F. ZOTHANKIMA)  
Convenor, DPAT  
District Health Team, Kolasib